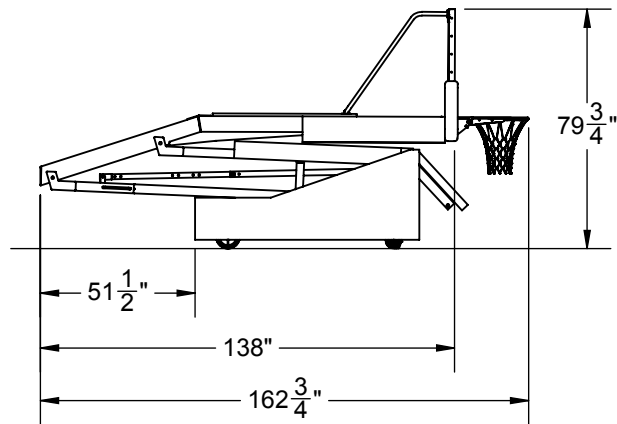
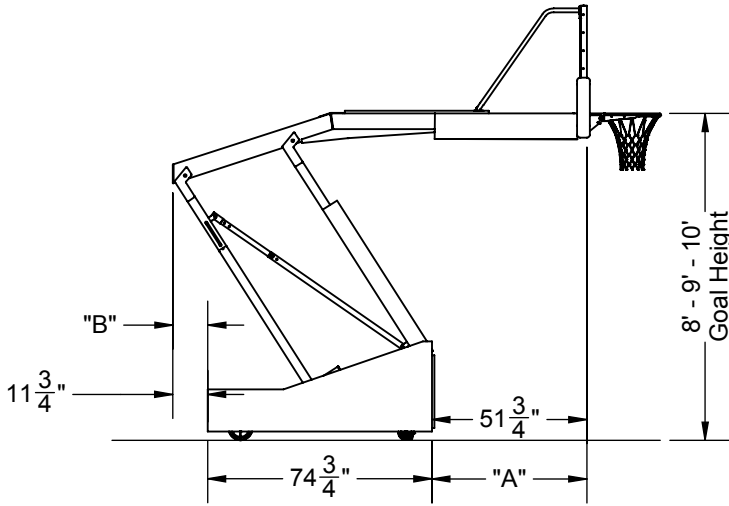
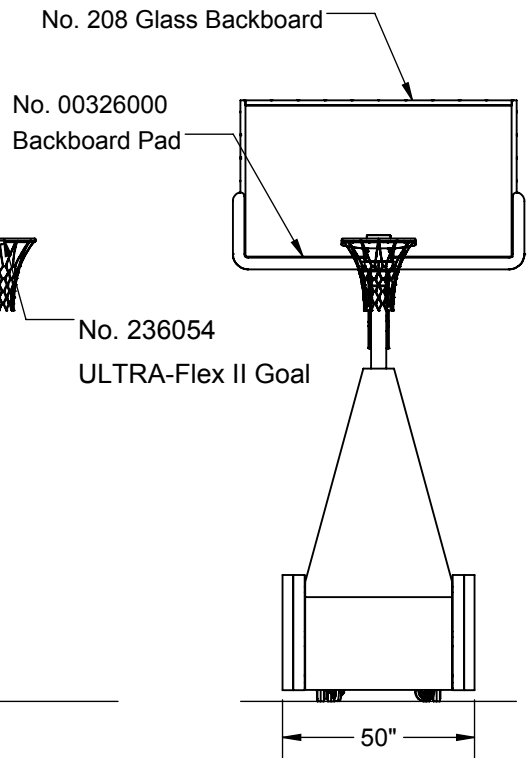
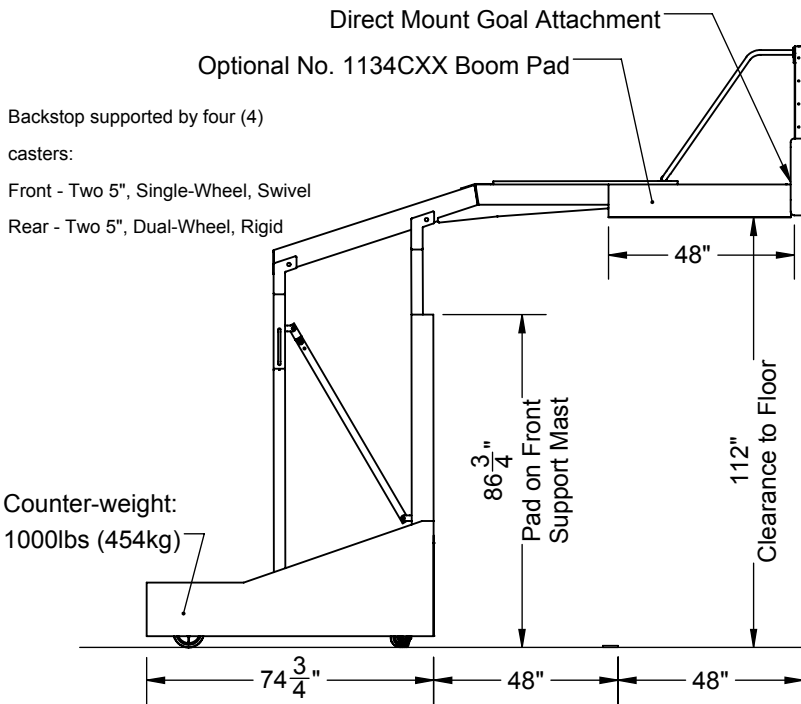


1135080 - PORTABLE BACKSTOP

HEIGHT-ADJUSTABLE PORTABLE BACKSTOP WITH 8'-0" EXTENSION



GOAL HEIGHT SETTING			
	10'	9'	8'
A	8'	4'-3 1/2"	3'-11 1/2"
B	N/A	11-3/4"	2'-3 1/2"



Color Selection		
01 - Light Blue	06 - Yellow Gold	11 - Purple
02 - Royal Blue	07 - Silver *	12 - Black (Gloss)
03 - Red	08 - Gold	13 - Navy Blue
04 - White	09 - Gray	14 - Kelly Green
05 - Orange	10 - Maroon	15 - Dark Green

NOTE

XX - Pad Set Color
 YY - Frame Color

2.75" (70mm) thick protective front pads
 2.75" (70mm) thick protective side pads

* Silver available for frame color only, not pad set color

- _____ - 1135080CXXYY - 1135 PORTABLE; MANUAL; 8' EXTENSION
- _____ - 1135080CXXYYSP - 1135 PORTABLE; MANUAL; 8' EXTENSION; WITH GRAPHIC PADS

1135080 - PORTABLE BACKSTOP

HEIGHT-ADJUSTABLE PORTABLE BACKSTOP WITH 8'-0" EXTENSION

SPECIFICATIONS

PORTER No. 1135080 HEIGHT ADJUSTABLE PORTABLE BACKSTOP WITH 6'-0" x 3'-6" RECTANGULAR GLASS BACKBOARD

Backstop shall be designed for use at official goal height setting of 10'-0" (3.05m), incorporating a precise, CAD designed parallelogram-type folding system with an integral height adjustment locking mechanism which also allows the unit to be used and locked into position at 8'-0" (2.44m) and 9'-0" (2.75m) goal heights for use by younger age groups in intramural or camp type training sessions. Unit shall be positioned on the floor by means of two (2) hand operated, retractable, positioning floor locks.

Base of unit shall be 4'-2" (1.27m) in width x 6' 5" (1.94m) in length (including padding). Base shall be constructed of heavy-wall, 3" x 2" (7.6cm x 5cm) structural steel tubing. Base shall be furnished complete with compact, solid steel ballast (1000lbs – 454kg) weights concealed and nested inside frame of the unit. Base frame shall incorporate four (4) non-marking, rubber tread caster wheels equipped with roller bearings for ease of operation. Front two casters shall be 5" (12.7cm) diameter, single-wheel swivel-type and rear two casters shall be 8" (20.3cm) diameter, dual-wheel rigid-type.

Front and rear vertical support assemblies shall be fabricated of heavy-wall 4" x 3" (10.2cm x 7.6cm) steel sections, diagonally braced by 3" x 2" (7.6cm x 5cm) structural steel tubing sections for maximum rigidity. Upper and lower ends of vertical supports shall pivot in adjustable, oil impregnated bronze bushings for maintenance free operation.

Center horizontal backboard support (Center-Strut®) shall be of a 6" x 4" (15.2cm x 10.2cm) heavy-wall steel section extending to a heavy steel mounting plate behind the backboard. Goal shall bolt through sleeves in the glass backboard into said mounting plate, to eliminate any strain on the glass backboard during slam-dunk type maneuvers. Two additional backboard mounting bolts are provided to hold backboard in position, should the four goal mounting bolts be removed for replacement of the goal. This direct goal mount feature conforms to NCAA rule (BR-36-14) for basket-ring mounting. Extension assembly shall provide a full 8'-0" (2.44m) from the face of the backboard to the front padding, and 9'-7" (2.92m) vertical dimension from the playing floor with the goal located at the 10'-0" (3.05m) competition height. Upper backboard support arms shall extend diagonally from the horizontal extension assembly for proper backboard support.

A counterbalanced-type multiple tension spring operating system concealed within the backstop shall allow the backboard to be easily raised or lowered within a five second cycle time without the use of additional tools or power mechanisms. Counterbalance system shall be completely enclosed and out of sight. Goal shall be locked in playing position (8', 9', or 10') by means of an integral, telescoping diagonal brace system equipped with a positive thru pin and pressure lock arrangement to provide stability in all positions. The thru pin mechanism is designed to accept a padlock provided with each unit to lock the backstop at any playing height or storage position to eliminate use or operation by unauthorized individuals.

Backstop shall be furnished with durable protective padding on front vertical support and on front and sides of base. Padding shall consist of a minimum 2" thick shock absorbing foam, covered with a 19oz. (per square yard) vinyl coated polyester scrim material for superior rip and tear resistance. Padding shall be provided with a rigid, solid-core plywood backing for securing to the backstop frame. Entire top of base section shall be enclosed by a matching vinyl covered enclosure. Padding shall be supplied in color selected; colors options include sky blue, royal blue red, white, orange, yellow gold, tan, gray, maroon, purple, black, navy blue, kelly green or dark green.

Backstop furnished with an official 6'-0" x 3'-6" glass backboard (No. 208) with a limited lifetime warranty, bolt-on bottom edge safety padding (No. 00326000), and Ultra-Flex II® Goal (No. 236054). See individual specifications for details.

Overall dimension of backstop in folded, storage position: Height of 6'-7 3/4" (2.03m), Width of 4'-2" (1.27m), Backboard Width of 6'-4" (1.93m), Length of 13'-6 3/4" (4.14m).